

CERTIFICATE OF ANALYSIS

ISO/IEC 17025:2017 ACCREDITATION #103104



Order #: 50159
 Order Name: LEVEL 1
 Batch#: 02207113
 Received: 03/02/2020
 Completed: 03/05/2020

Kadenwood Brands
<https://selectmylevel.com>
info@selectmylevel.com



Sample



Cannabinoid Summary

N/D D9-THC	2.243% Total CBD
1,304.7 mg Cannabinoids per bottle	1,271.9 mg CBD per bottle

Batch Info

ID: 02207113
 Date: 02/28/2020
 Exp. Date: 02/28/2022
 Size: 210000
 Total Qty Produced: 3500

Report Download Info

URL: <https://www.verifycbd.com/report/4b98zc3ef>

1 bottle = 60 ml per bottle x density (0.945) x Cannabinoid concentration

Testing Summary

Tested Cannabinoids	Pass Pesticide	Tested Terpenes
Pass Microbial	Pass Residual Solvents	Pass Mycotoxin
Pass Heavy Metals	Tested Water Activity	Pass Filt and Foreign

D9-THC
THCA
CBD 2.243%
CBDA
CBDV 0.018%
CBC
CBN
CBG 0.04%
CBGA
D8-THC
THCV

Instruments

GCMS-MS - Shimadzu GCMS-TQ8040
 LCMS-MS - Shimadzu LCMS-8060
 Headspace GCMS - Shimadzu GCMS QP2020 with HS20
 SHIMADZU INTEGRATED UPLC-PDA
 ICP-MS - Shimadzu ICPMS-2030
 LC-MS - Shimadzu LCMS-8060
 PCR - Agilent AriaMX
 HD-3A Water Activity Meter
 Amscope Simul-Focal Trinocular Stereo Zoom Microscope

SOPS

Cannabinoids Test - GSL SOP 400
 Terpenes Test - GSL SOP 404
 Pesticide Analysis - GSL SOP 401
 Residual Solvents - GSL SOP 405
 Heavy Metals Analysis- GSL SOP 403
 Mycotoxin Analysis - GSL SOP 401
 Microbial Analysis - GSL SOP 406
 Water Activity - GSL SOP 407
 Filt and Foreign Materials Analysis - GSL SOP 409

Dr. Andrew Hall, Ph.D., Chief Scientific Officer

Ben Witten, MS, MT., Lab Director

Green Scientific Labs
info@greenscientificlabs.com
 1-833 TEST CBD



Green Scientific Labs uses its best efforts to deliver high quality results and to verify that the data contained therein are based on sound scientific judgment and levels listed are guidelines only and all data was reported based on standard laboratory procedures and deviations. However Green Scientific Labs makes no warranties or claims to that effect and further shall not be liable for any damage or misrepresentation that may result from the use or misuse of the data contained herein in any way. Further, Green Scientific Labs makes no claims regarding representations of the analyzed sample to the larger batch from which it was taken. Data and information in this report are intended solely for the individual(s) for whom samples were submitted and as part of our strict confidentiality policy, Green Scientific Labs can only discuss results with the original client of record.

CERTIFICATE OF ANALYSIS

ISO/IEC 17025:2017 ACCREDITATION #103104



Order #: 50159
 Order Name: LEVEL 1
 Batch#: 02207113
 Received: 03/02/2020
 Completed: 03/05/2020

Kadenwood Brands
<https://selectmylevel.com>
 info@selectmylevel.com



Sample



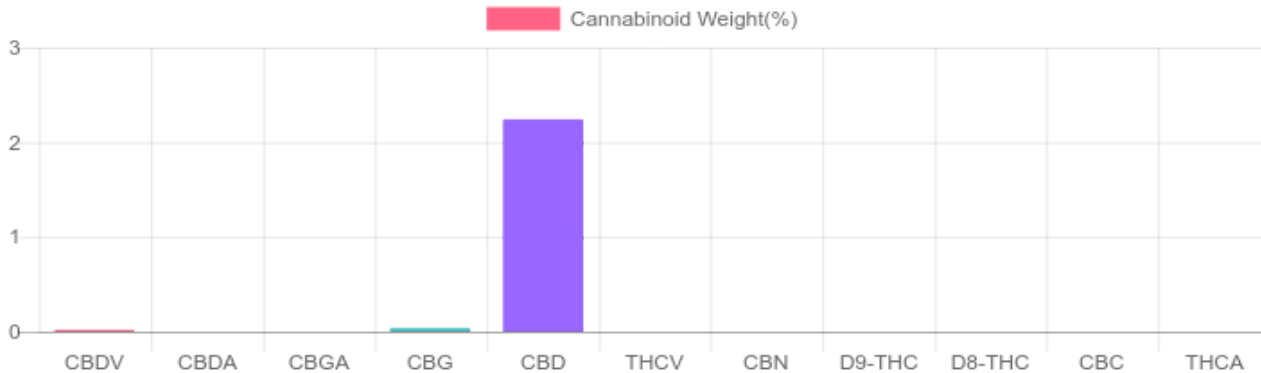
<p>N/D D9-THC</p>	<p>2.243% Total CBD</p>
<p>1,304.7 mg Cannabinoids per bottle</p>	<p>1,271.9 mg CBD per bottle</p>

Cannabinoids Test

SHIMADZU INTEGRATED UPLC-PDA
 GSL SOP 400 PREPARED: 03/02/2020 16:02:17

Cannabinoids	LOQ	weight(%)	mg/g	mg/bottle
D9-THC	10 PPM	N/D	N/D	N/D
THCA	10 PPM	N/D	N/D	N/D
CBD	10 PPM	2.243%	22.432	1,271.9
CBDA	20 PPM	N/D	N/D	N/D
CBDV	20 PPM	0.018%	0.182	10.3
CBC	10 PPM	N/D	N/D	N/D
CBN	10 PPM	N/D	N/D	N/D
CBG	10 PPM	0.040%	0.397	22.5
CBGA	20 PPM	N/D	N/D	N/D
D8-THC	10 PPM	N/D	N/D	N/D
THCV	10 PPM	N/D	N/D	N/D
TOTAL D9-THC		N/D	N/D	N/D
TOTAL CBD*		2.243%	22.432	1,271.9
TOTAL CANNABINOIDS		2.301%	23.011	1,304.7

1 bottle = 60 ml per bottle x density (0.945)
 x Cannabinoid concentration



Reporting Limit 10 ppm
 *Total CBD = CBD + CBDA x 0.877
 N/D - Not Detected, B/LOQ - Below Limit of Quantification

Dr. Andrew Hall, Ph.D., Chief Scientific Officer

Ben Witten, MS, MT., Lab Director

Green Scientific Labs
 info@greenscientificlabs.com
 1-833 TEST CBD



Green Scientific Labs uses its best efforts to deliver high quality results and to verify that the data contained therein are based on sound scientific judgment and levels listed are guidelines only and all data was reported based on standard laboratory procedures and deviations. However Green Scientific Labs makes no warranties or claims to that effect and further shall not be liable for any damage or misrepresentation that may result from the use or misuse of the data contained herein in any way. Further, Green Scientific Labs makes no claims regarding representations of the analyzed sample to the larger batch from which it was taken. Data and information in this report are intended solely for the individual(s) for whom samples were submitted and as part of our strict confidentiality policy, Green Scientific Labs can only discuss results with the original client of record.

CERTIFICATE OF ANALYSIS

ISO/IEC 17025:2017 ACCREDITATION #103104



Order #: 50159
 Order Name: LEVEL 1
 Batch#: 02207113
 Received: 03/02/2020
 Completed: 03/05/2020

Kadenwood Brands
<https://selectmylevel.com>
info@selectmylevel.com



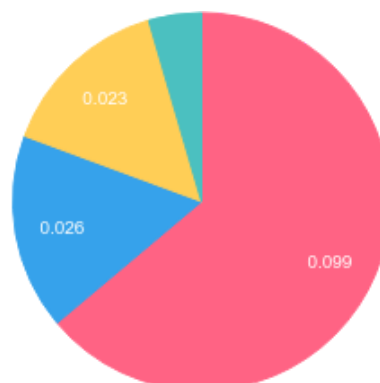
TERPENES: TOTAL (0.155%)

Headspace GCMS - Shimadzu GCMS QP2020 with HS20

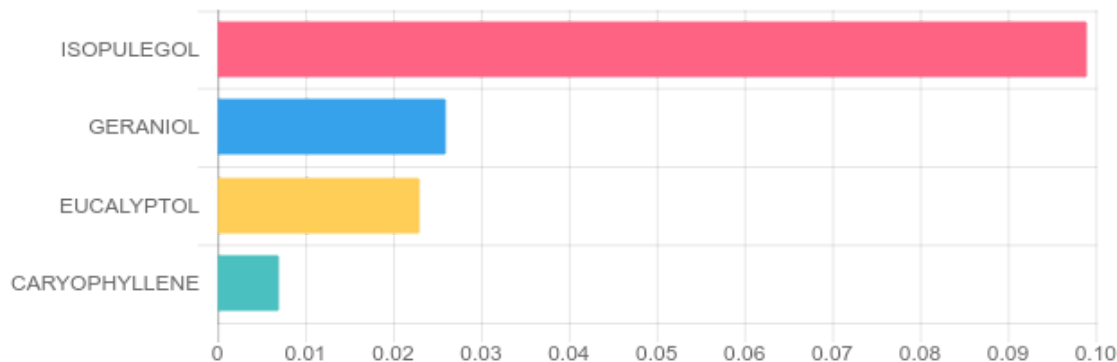
GSL SOP 404
 Prepared: 03/02/2020 16:22:24

Terpene	Results (%)	LOQ (%)	LOD (%)
CARYOPHYLLENE	0.007%	0.0067%	0.0063%
EUCALYPTOL	0.023%	0.0067%	0.0063%
GERANIOL	0.026%	0.0067%	0.0063%
ISOPULEGOL	0.099%	0.0067%	0.0063%

Terpenes Breakdown



Top Terpenes Results:



Tested for but not present:

ALPHA-PINENE, CAMPHENE, BETA-MYRCENE, BETA-PINENE, 3-CARENE, ALPHA-TERPINENE, TRANS-BETA-OCIMENE, P-CYMENE, CIS-BETA-OCIMENE, GAMMA-TERPINENE, TERPINOLENE, LINALOOL, HUMULENE, CIS-NEROLIDOL, TRANS-NEROLIDOL, GUAJOL, CARYOPHYLLENE OXIDE, ALPHA-BISABOLOL

Dr. Andrew Hall, Ph.D., Chief Scientific Officer

Ben Witten, MS, MT., Lab Director

Green Scientific Labs
info@greenscientificlabs.com
 1-833 TEST CBD



Green Scientific Labs uses its best efforts to deliver high quality results and to verify that the data contained therein are based on sound scientific judgment and levels listed are guidelines only and all data was reported based on standard laboratory procedures and deviations. However Green Scientific Labs makes no warranties or claims to that effect and further shall not be liable for any damage or misrepresentation that may result from the use or misuse of the data contained herein in any way. Further, Green Scientific Labs makes no claims regarding representations of the analyzed sample to the larger batch from which it was taken. Data and information in this report are intended solely for the individual(s) for whom samples were submitted and as part of our strict confidentiality policy, Green Scientific Labs can only discuss results with the original client of record.

CERTIFICATE OF ANALYSIS

ISO/IEC 17025:2017 ACCREDITATION #103104



Order #: 50159
 Order Name: LEVEL 1
 Batch#: 02207113
 Received: 03/02/2020
 Completed: 03/05/2020

Kadenwood Brands
<https://selectmylevel.com>
 info@selectmylevel.com



PESTICIDE ANALYSIS:

GSL SOP 401

PREPARED: 03/02/2020 15:59:28

GCMS-MS - Shimadzu GCMS-TQ8040

Pesticide	Action Level (ppm)	Results (ppm)	LOQ (ppm)	LOD (ppm)
CAPTAN	0.700	N/D	0.003	0.001
CHLORDANE	0.100	N/D	0.003	0.001
CHLORFENAPYR	0.100	N/D	0.003	0.001
COUMAPHOS	0.100	N/D	0.003	0.001
CYFLUTHRIN	2.000	N/D	0.003	0.001

Pesticide	Action Level (ppm)	Results (ppm)	LOQ (ppm)	LOD (ppm)
CYPERMETHRIN	1.000	N/D	0.003	0.001
FIPRONIL	0.100	N/D	0.003	0.001
FLUDIOXONIL	0.100	N/D	0.003	0.001
PARATHION-METHYL	0.100	N/D	0.003	0.001
PENTACHLORONITROBENZENE	0.100	N/D	0.003	0.001

LCMS-MS - Shimadzu LCMS-8060

Pesticide	Action Level (ppm)	Results (ppm)	LOQ (ppm)	LOD (ppm)
ABAMECTIN B1A	0.100	N/D	0.005	0.001
ACEPHATE	0.100	N/D	0.001	0.001
ACEQUINOCYL	0.100	N/D	0.001	0.001
ACETAMIPRID	0.100	N/D	0.005	0.001
ALDICARB	0.100	N/D	0.005	0.001
AZOXYSTROBIN	0.100	N/D	0.001	0.001
BIFENAZATE	0.100	N/D	0.005	0.001
BIFENTHRIN	3.000	N/D	0.005	0.001
BOSCALID	0.100	N/D	0.005	0.001
CARBARYL	0.500	N/D	0.003	0.001
CARBOFURAN	0.100	N/D	0.001	0.001
CHLORANTRANILIPROLE	10.000	N/D	0.005	0.005
CHLORPYRIFOS	0.100	N/D	0.001	0.001
CLOFENTEZINE	0.100	N/D	0.001	0.001
DAMINOZIDE	0.100	N/D	0.005	0.001
DIAZINON	0.100	N/D	0.001	0.001
DICHLORVOS	0.100	N/D	0.005	0.001
DIMETHOATE	0.100	N/D	0.001	0.001
DIMETHOMORPH	2.000	N/D	0.005	0.001
ETHOPROPHOS	0.100	N/D	0.001	0.001
ETOFENPROX	0.100	N/D	0.001	0.001
ETOXAZOLE	0.100	N/D	0.010	0.005
FENHEXAMID	0.100	N/D	0.005	0.001
FENOXYCARB	0.100	N/D	0.005	0.001
FENPYROXIMATE	0.100	N/D	0.001	0.001
FLONICAMID	0.100	N/D	0.025	0.010
HEXYTHIAZOX	0.100	N/D	0.005	0.001
IMAZALIL	0.100	N/D	0.005	0.001

Pesticide	Action Level (ppm)	Results (ppm)	LOQ (ppm)	LOD (ppm)
IMIDACLOPRID	5.000	N/D	0.005	0.001
KRESOXIM-METHYL	0.100	N/D	0.010	0.005
MALATHION	0.500	N/D	0.005	0.001
METALAXYL	2.000	N/D	0.001	0.001
METHIOCARB	0.100	N/D	0.005	0.001
METHOMYL	1.000	N/D	0.001	0.001
MEVINPHOS	0.100	N/D	0.001	0.001
MYCLOBUTANIL	0.100	N/D	0.005	0.001
NALED	0.100	N/D	0.005	0.001
OXAMYL	0.500	N/D	0.001	0.001
PACLOBUTRAZOL	0.100	N/D	0.005	0.001
PERMETHRINS	0.500	N/D	0.005	0.001
PHOSMET	0.100	N/D	0.005	0.001
PIPERONYL BUTOXIDE	3.000	N/D	0.001	0.001
PRALLETHRIN	0.100	N/D	0.005	0.005
PROPICONAZOLE	0.100	N/D	0.010	0.005
PROPOXUR	0.100	N/D	0.001	0.001
PYRETHRINS (PYRETHRIN I)	0.500	N/D	0.005	0.005
PYRIDABEN	0.100	N/D	0.005	0.001
SPINETORAM	0.100	N/D	0.001	0.001
SPINOSAD	0.100	N/D	0.001	0.001
SPIROMESIFEN	0.100	N/D	0.005	0.001
SPIROTETRAMAT	0.100	N/D	0.001	0.001
SPIROXAMINE	0.100	N/D	0.001	0.001
TEBUCONAZOLE	0.100	N/D	0.005	0.001
THIACLOPRID	0.100	N/D	0.001	0.001
THIAMETHOXAM	5.000	N/D	0.001	0.001
TRIFLOXYSTROBIN	0.100	N/D	0.001	0.001

N/D = Not Detected, A/LOQ = Above LOQ Level, B/LOQ = Below LOQ Level, B/LOD = Below LOD Level

Dr. Andrew Hall, Ph.D., Chief Scientific Officer

Ben Witten, MS, MT., Lab Director

Green Scientific Labs
 info@greenscientificlabs.com
 1-833 TEST CBD



Green Scientific Labs uses its best efforts to deliver high quality results and to verify that the data contained therein are based on sound scientific judgment and levels listed are guidelines only and all data was reported based on standard laboratory procedures and deviations. However Green Scientific Labs makes no warranties or claims to that effect and further shall not be liable for any damage or misrepresentation that may result from the use or misuse of the data contained herein in any way. Further, Green Scientific Labs makes no claims regarding representations of the analyzed sample to the larger batch from which it was taken. Data and information in this report are intended solely for the individual(s) for whom samples were submitted and as part of our strict confidentiality policy, Green Scientific Labs can only discuss results with the original client of record.

CERTIFICATE OF ANALYSIS

ISO/IEC 17025:2017 ACCREDITATION #103104



Order #: 50159
 Order Name: LEVEL 1
 Batch#: 02207113
 Received: 03/02/2020
 Completed: 03/05/2020

Kadenwood Brands
<https://selectmylevel.com>
info@selectmylevel.com



RESIDUAL SOLVENTS:

Headspace GCMS - Shimadzu GCMS QP2020 with HS20

GSL SOP 405

Prepared: 03/02/2020 16:24:31

Residual Solvent	Action Level (ppm)	Results (ppm)	LOQ (ppm)	LOD (ppm)
ACETONE	5,000	N/D	140	20
ACETONITRILE	410	N/D	25	1
BENZENE	1	N/D	1	0.5
BUTANE	5,000	N/D	50	10
CHLOROFORM	1	N/D	1	0.5
DICHLOROETHANE	1	N/D	1	0.5
DICHLOROMETHANE	1	N/D	1	0.5
ETHANOL	5,000	N/D	140	20
ETHYL ACETATE	5,000	N/D	140	20
ETHYL ETHER	5,000	N/D	140	20
ISOPROPYL ALCOHOL	5,000	N/D	140	20
METHANOL	3,000	N/D	100	20
N-HEPTANE	5,000	N/D	140	20
N-HEXANE	290	N/D	18	10
PENTANE	5,000	N/D	140	20
PROPANE	5,000	N/D	20	1
TOLUENE	890	N/D	53	1
TRICHLOROETHENE	1	N/D	0	0
XYLENES	2,170	N/D	130	20

Dr. Andrew Hall, Ph.D., Chief Scientific Officer

Ben Witten, MS, MT., Lab Director

Green Scientific Labs
info@greenscientificlabs.com
 1-833 TEST CBD



Green Scientific Labs uses its best efforts to deliver high quality results and to verify that the data contained therein are based on sound scientific judgment and levels listed are guidelines only and all data was reported based on standard laboratory procedures and deviations. However Green Scientific Labs makes no warranties or claims to that effect and further shall not be liable for any damage or misrepresentation that may result from the use or misuse of the data contained herein in any way. Further, Green Scientific Labs makes no claims regarding representations of the analyzed sample to the larger batch from which it was taken. Data and information in this report are intended solely for the individual(s) for whom samples were submitted and as part of our strict confidentiality policy, Green Scientific Labs can only discuss results with the original client of record.

CERTIFICATE OF ANALYSIS

ISO/IEC 17025:2017 ACCREDITATION #103104



Order #: 50159
 Order Name: LEVEL 1
 Batch#: 02207113
 Received: 03/02/2020
 Completed: 03/05/2020

Kadenwood Brands
<https://selectmylevel.com>
info@selectmylevel.com



Microbial Analysis:

Microbial Analysis GSL SOP 406

Uploaded: 03/04/2020 16:55:38

PCR - Agilent AriaMX

Test	Test Method Used	Device Used	LOD	Allowable Criteria	Actual Result	Pass/Fail
STEC E.COLI*	USP 61/62†	ARIAMX PCR	2 COPIES OF DNA	PRESENCE / ABSENT	BELOW LOD	PASS
SALMONELLA*	USP 61/62†	ARIAMX PCR	5 COPIES OF DNA	PRESENCE / ABSENT	BELOW LOD	PASS
ASPERGILLUS	USP 61/62†	ARIAMX PCR	ASP_LOD***	PRESENCE / ABSENT	BELOW LOD	PASS
YEAST AND MOLD	USP 61/62†	ARIAMX PCR	363.05518 CFU/G**	1,000	BELOW THRESHOLD	PASS
TOTAL AEROBIC BACTERIA	USP 61/62†	ARIAMX PCR	0.25316 CFU/G**	10,000	BELOW THRESHOLD	PASS
COLIFORM	USP 61/62†	ARIAMX PCR	3.41539 CFU/G**	100	BELOW THRESHOLD	PASS
ENTEROBACTERIACEAE	USP 61/62†	ARIAMX PCR	0.32951 CFU/G**	100	BELOW THRESHOLD	PASS

† USP 61 (enumeration of bacteria TAC, TYM, and ENT/Coliform), USP 62 (identifying specific species E.coli Aspergillus etc)

* STEC and Salmonella run as Multiplex

** CFU/g Calculation based on Select Category Type Gummy MIP/Extract Flower matrix

*** Flavus = 2 Copies of DNA / Fumigatis = 2 Copies of DNA Niger = 20 Copies of DNA / Terrus = 10 copies of DNA

Dr. Andrew Hall, Ph.D., Chief Scientific Officer

Ben Witten, MS, MT., Lab Director

Green Scientific Labs
info@greenscientificlabs.com
 1-833 TEST CBD



Green Scientific Labs uses its best efforts to deliver high quality results and to verify that the data contained therein are based on sound scientific judgment and levels listed are guidelines only and all data was reported based on standard laboratory procedures and deviations. However Green Scientific Labs makes no warranties or claims to that effect and further shall not be liable for any damage or misrepresentation that may result from the use or misuse of the data contained herein in any way. Further, Green Scientific Labs makes no claims regarding representations of the analyzed sample to the larger batch from which it was taken. Data and information in this report are intended solely for the individual(s) for whom samples were submitted and as part of our strict confidentiality policy, Green Scientific Labs can only discuss results with the original client of record.

CERTIFICATE OF ANALYSIS

ISO/IEC 17025:2017 ACCREDITATION #103104



Order #: 50159
Order Name: LEVEL 1
Batch#: 02207113
Received: 03/02/2020
Completed: 03/05/2020

Kadenwood Brands
<https://selectmylevel.com>
info@selectmylevel.com



Mycotoxin Analysis:

LC-MS - Shimadzu LCMS-8060
GSL SOP 401

Uploaded: 03/03/2020 14:49:19

Analyte	Action Lvl (ppb)	Results (ppb)
AFLATOXIN B1	20	N/D
AFLATOXIN B2	20	N/D
AFLATOXIN G1	20	N/D
AFLATOXIN G2	20	N/D
OCHRATOXIN A	20	N/D

LOQ is 4ppb, LOD is 1ppb

Water Activity:

HD-3A Water Activity Meter - GSL SOP 407

Uploaded: 03/02/2020 13:27:03

Water

0.48

Filth and Foreign Materials Analysis:

Microscope - Amscope Simul-Focal Trinocular Stereo Zoom Microscope - GSL SOP 409

Uploaded: 03/02/2020 14:10:29

Pass: No Foreign Materials Detected

Heavy Metals Analysis:

ICP-MS - Shimadzu ICPMS-2030
GSL SOP 403

Uploaded: 03/02/2020 16:34:56

Metal	Action Level (ppb)	Result (ppb)
ARSENIC (AS)	200	B/LOQ
CADMIUM (CD)	200	B/LOQ
MERCURY (HG)	100	B/LOQ
LEAD (PB)	500	B/LOQ

Lower Limit of Quantitation (LOQ) is 75 ppb

Dr. Andrew Hall, Ph.D., Chief Scientific Officer

Ben Witten, MS, MT., Lab Director

Green Scientific Labs
info@greenscientificlabs.com
1-833 TEST CBD



Green Scientific Labs uses its best efforts to deliver high quality results and to verify that the data contained therein are based on sound scientific judgment and levels listed are guidelines only and all data was reported based on standard laboratory procedures and deviations. However Green Scientific Labs makes no warranties or claims to that effect and further shall not be liable for any damage or misrepresentation that may result from the use or misuse of the data contained herein in any way. Further, Green Scientific Labs makes no claims regarding representations of the analyzed sample to the larger batch from which it was taken. Data and information in this report are intended solely for the individual(s) for whom samples were submitted and as part of our strict confidentiality policy, Green Scientific Labs can only discuss results with the original client of record.